

Careers Guidance E-Pack

Labour market information by region

Quarter 1, 2018

**National
Careers
Service**

Helping you take
the next step

Labour Market Information

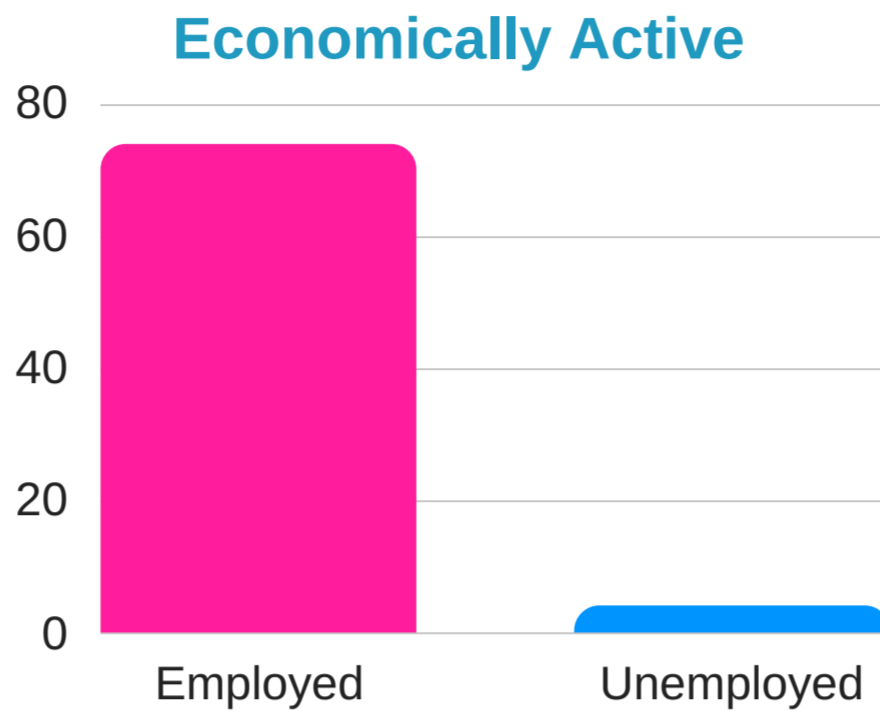


National Careers Service
Helping you take the next step

Manchester, Staffordshire, Cheshire and Warrington

Employment

74% of people in this area are employed. Lower than the UK average of **75.3%**.



Unemployment

4.1% of people in this area are unemployed. Lower than the UK average of **4.3%**.



The average income is **£30,760** a year

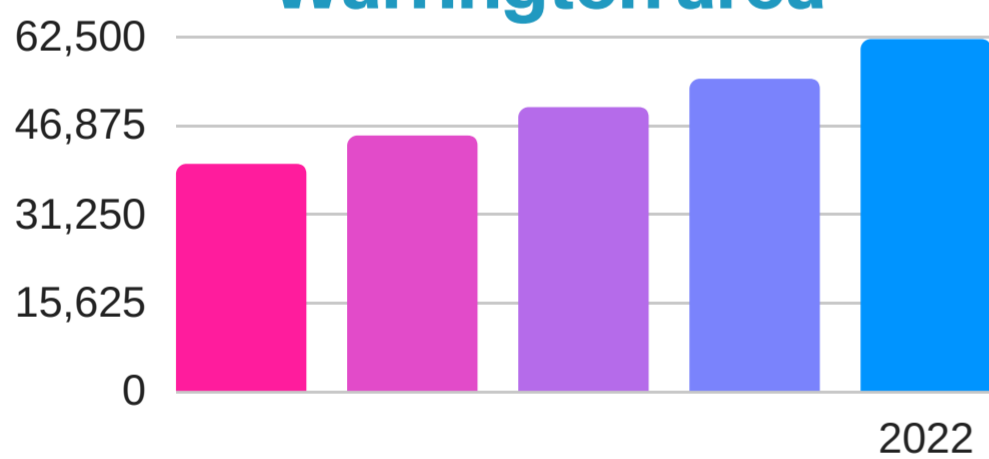


On average people in this area work **31** hours a week



Out of 12 regional areas, this area is the **5th** most productive

Growth in the Manchester, Staffordshire, Cheshire and Warrington area



+62,000 jobs by 2022 in this area

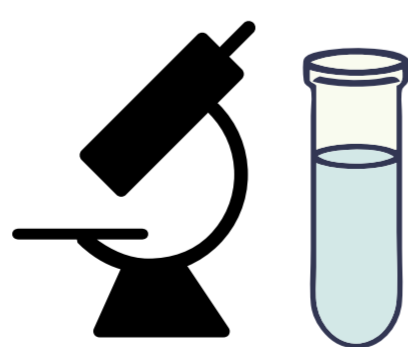
Sectors set to grow

- Education
- Construction
- Business and Media
- Health and Social Care

Where are the most jobs now?



Education



Science and Technology



Health and Social Care



Finance and Accountancy

East of England

Employment

77.9% of people in the East of England are employed. Higher than the UK average of **75.3%**.



Unemployment

4.1% of people in the East of England are unemployed. Lower than the UK average of **4.3%**.



The average income is **£28,366** a year

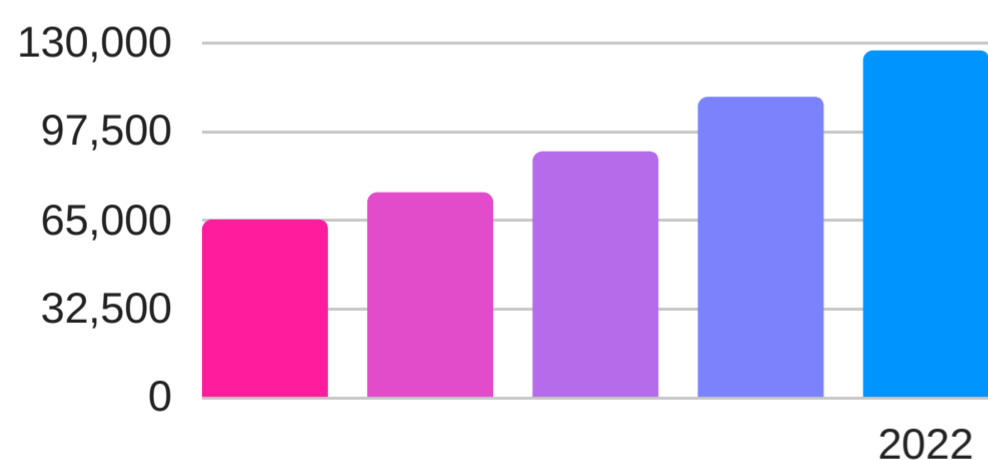


On average people in the East of England work **32.4** hours a week



Out of 12 regional areas the East of England is the **4th** most productive

Growth in the East of England



+127,000 jobs by 2022 in the East of England

Sectors set to grow

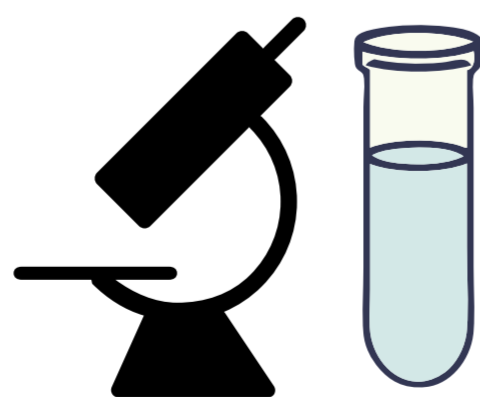
STEM

Management
Business and Media
Health and Social Care

Where are the most jobs now?



Wholesale and Retail



Science and Technology



Health and Social Care

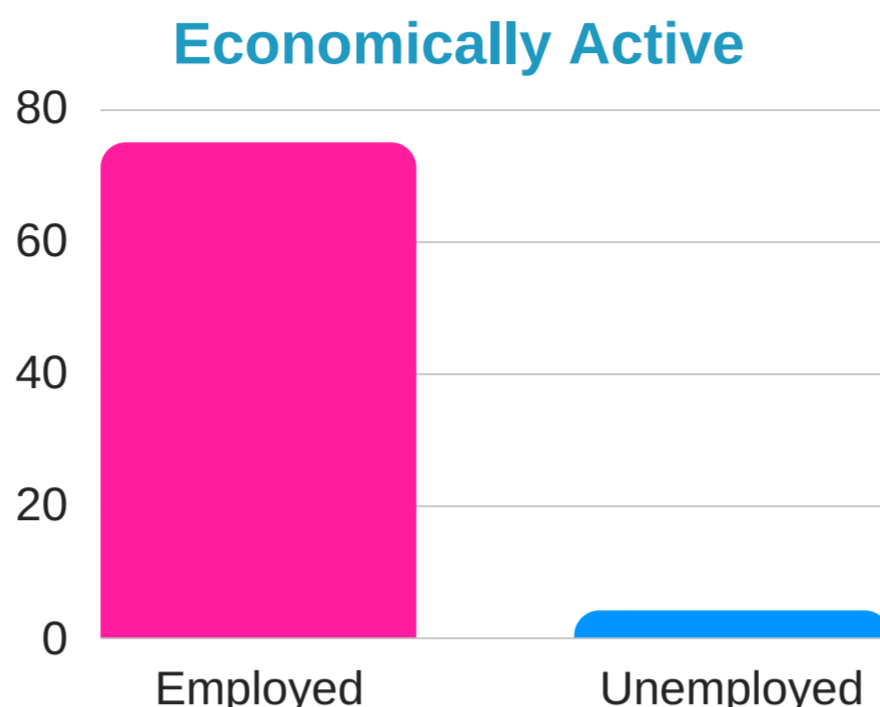


Administration

East Midlands

Employment

75% of people in the East Midlands are employed. Lower than the UK average of **75.3%**.



Unemployment

4.1% of people in the East Midlands are unemployed. Lower than the UK average of **4.3%**.



The average income is **£25,968** a year

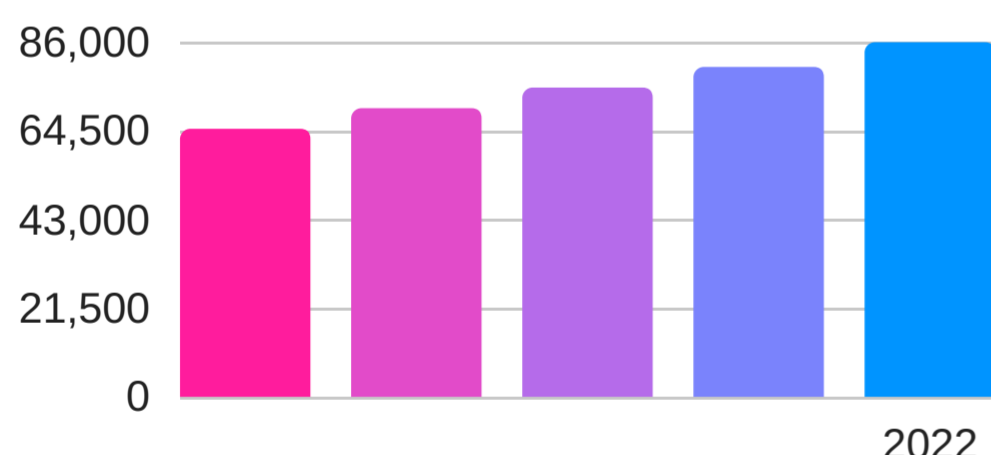


On average people in the East Midlands work **31.6 hours** a week



Out of 12 regional areas the East Midlands is the **9th** most productive

Growth in the East Midlands



+86,000 jobs by 2022 in the East Midlands

Sectors set to grow

Customer Services

Information Technology

Health Professionals

Business and Media

Where are the most jobs now?



Wholesale and Retail



Manufacturing



Health and Social Care



Administration

South West

Employment

79.3% of people in the South West are employed. Higher than the UK average of **75.3%**.



Unemployment

3.7% of people in the South West are unemployed. Lower than the UK average of **4.3%**.



The average income is **£30,413** a year

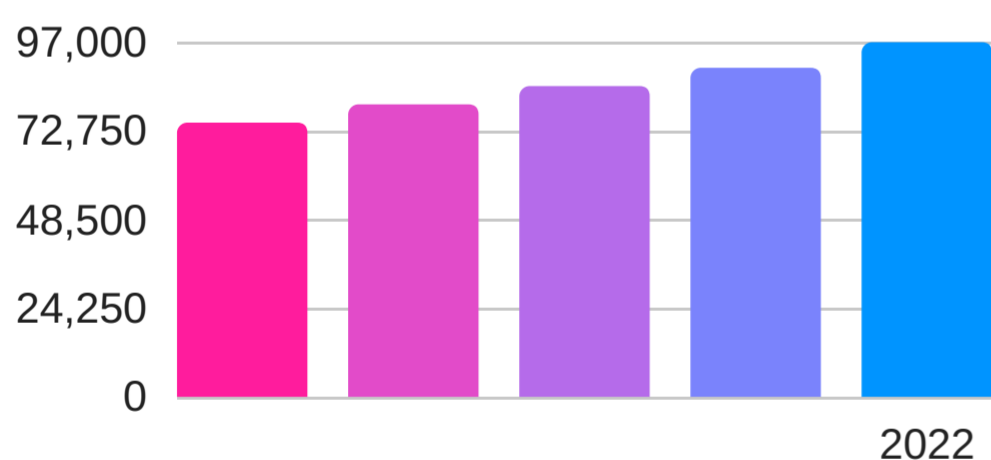


On average people in the South West work **31.1** hours a week



Out of 12 regional areas the South West is the **6th** most productive

Growth in the South West



+97,000 jobs by 2022 in the South West

Sectors set to grow

STEM

Construction

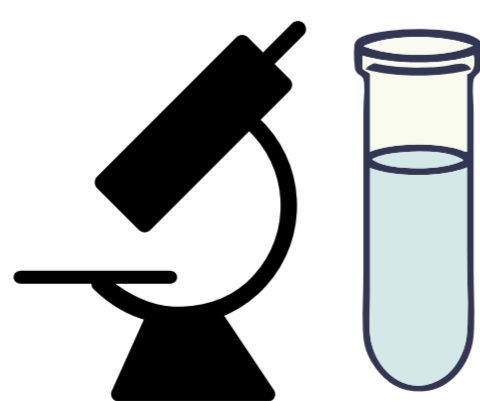
Health and Care

Customer Services

Where are the most jobs now?



Engineering



Science and Technology



Health and Social Care

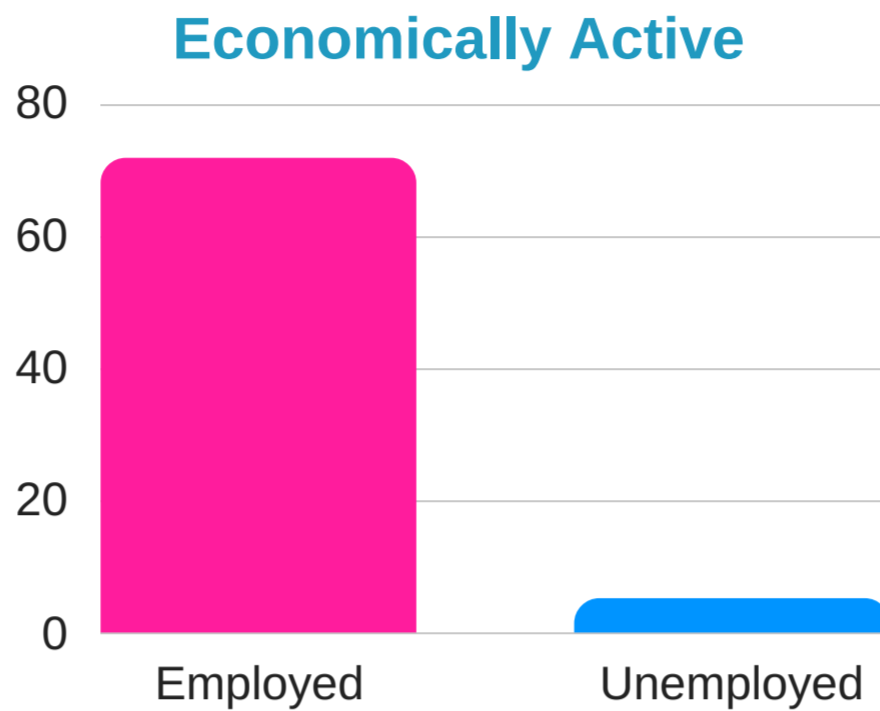


Teaching

North East

Employment

71.9% of people in the North East are employed.
Lower than the UK average of **75.3%**.



Unemployment

5.2% of people in the North East are unemployed.
Higher than the UK average of **4.3%**.



The average income is **£26,213** a year

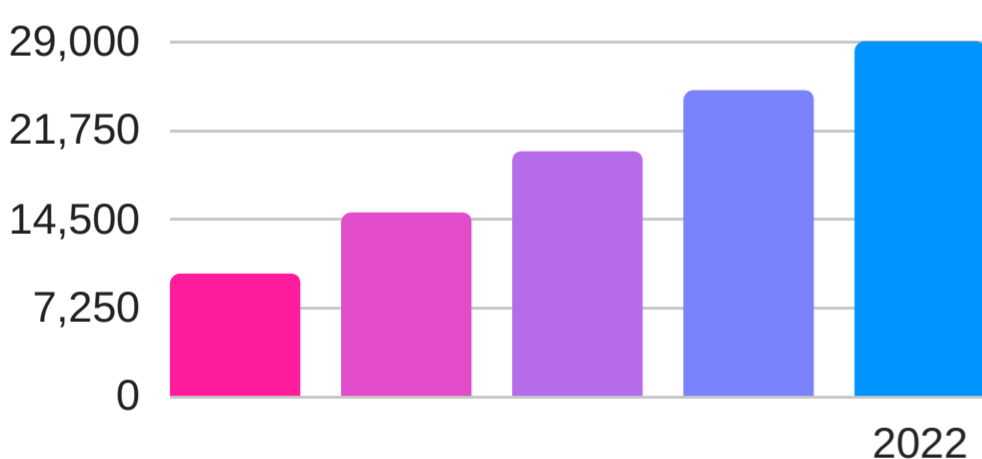


On average people in the North East work **31.3** hours a week



Out of 12 regional areas the North East is the **7th** most productive

Growth in the North East



+29000 jobs by 2022 in the North East

Sectors set to grow

- Construction
- Customer Services
- Health and Social Work
- Business & Public Services

Where are the most jobs now?



Wholesale and Retail



Manufacturing



Health and Social Care



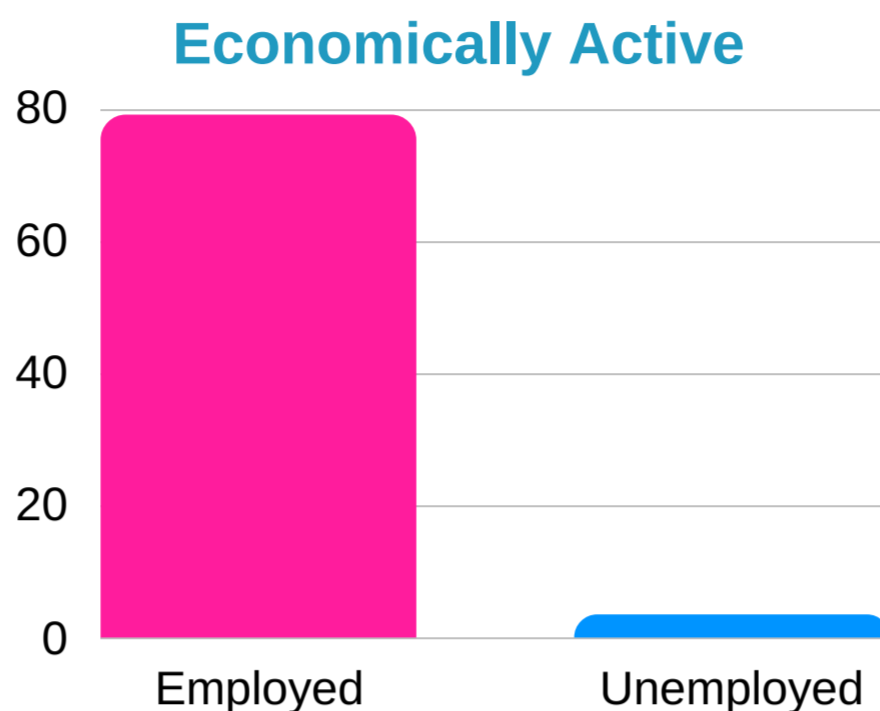
Armed Forces

**LMI obtained from the Office for National Statistics and Gov.uk. Last updated April 2018*

South Central

Employment

79.2% of people in the South Central area are employed. Higher than the UK average of **75.3%**.



Unemployment

3.5% of people in the South Central area are unemployed. Lower than the UK average of **4.3%**.



The average income is **£28,467** a year

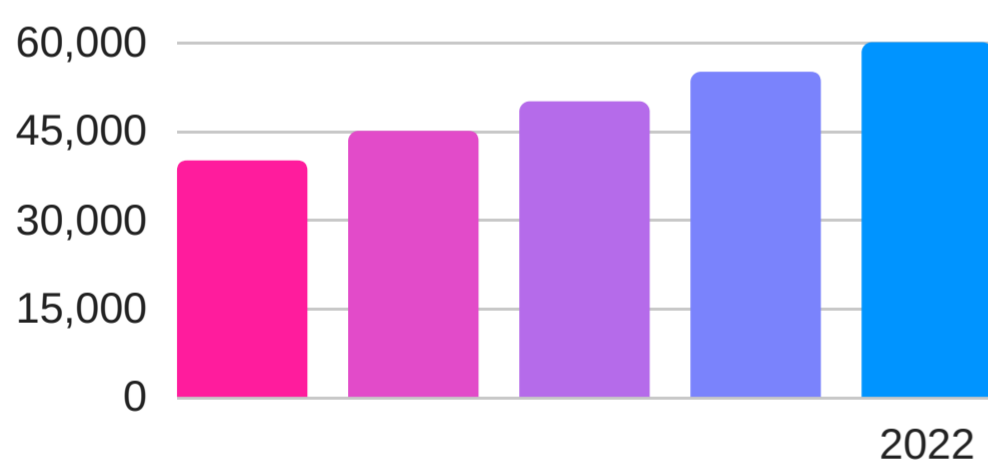


On average people in the South Central area work **31.4** hours a week



Out of 12 regional areas the South Central area is the **2nd** most productive

Growth in the South Central area



+60,000 jobs by 2022 in the South Central area

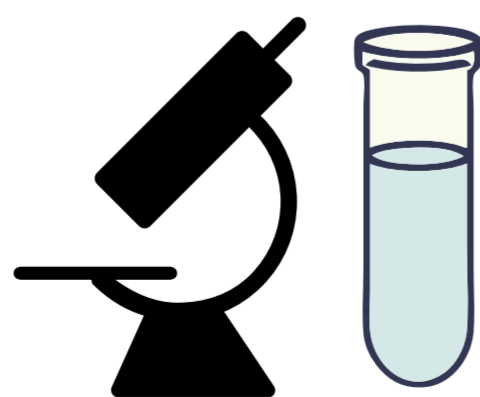
Sectors set to grow

- Legal Services
- Support Services
- Professional Services
- Information Technology

Where are the most jobs now?



Wholesale and Retail



Science and Technology



Health and Social Care

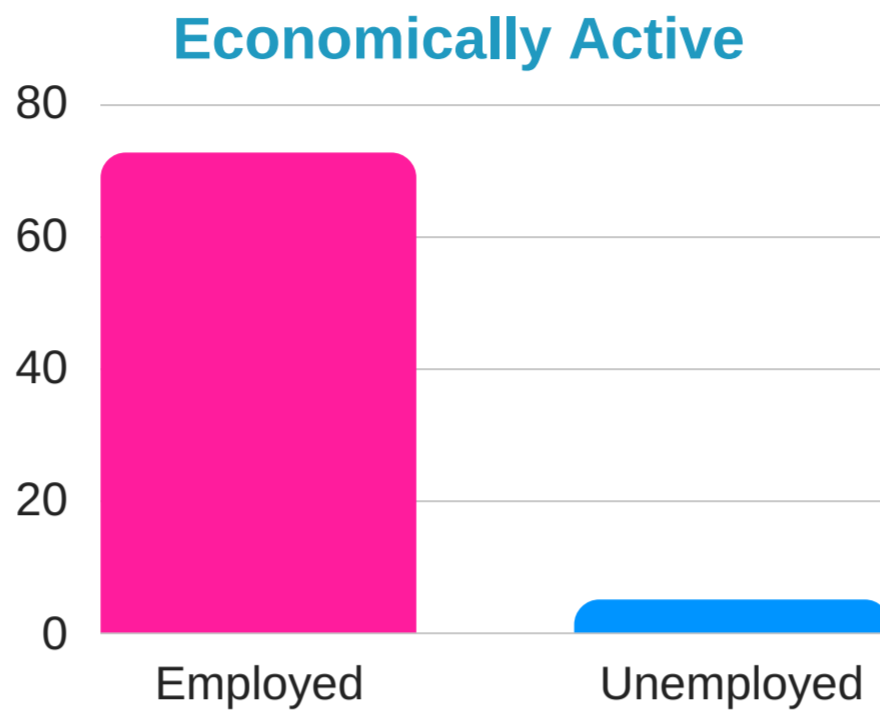


Education

West Midlands

Employment

72.7% of people in the West Midlands are employed. Lower than the UK average of **75.3%**.



Unemployment

5% of people in the West Midlands are unemployed. Higher than the UK average of **4.3%**.



The average income is **£27,040** a year

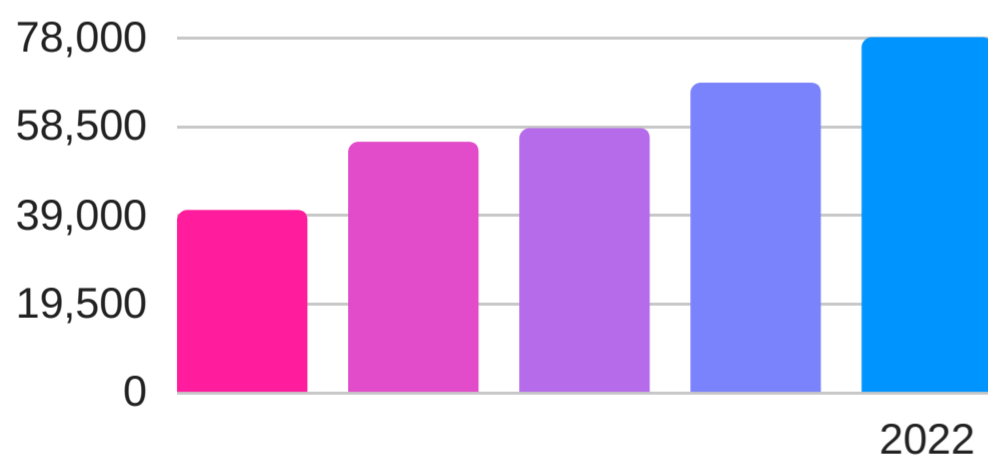


On average people in the West Midlands work **31.1** hours a week



Out of 12 regional areas the West Midlands is the **8th** most productive

Growth in the West Midlands



+78,000 jobs by 2022 in the West Midlands

Sectors set to grow

- STEM**
- Management & Media**
- Health and Social Care**
- Business & Public Services**

Where are the most jobs now?




Wholesale and Retail



Education



Health and Social Care



Engineering

Liverpool, Cumbria and Lancashire

Employment

73.6% of people in this region are employed. Lower than the UK average of **75.3%**.



Unemployment

4.2% of people in this region are unemployed. Lower than the UK average of **4.3%**.



The average income is **£26,728** a year

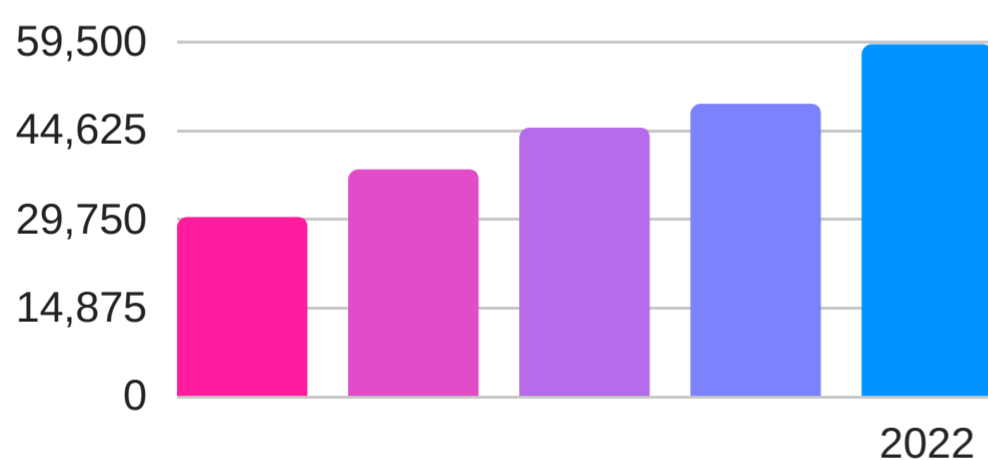


On average people in the Liverpool, Cumbria and Lancashire work **31.5** hours a week



Out of 12 regional areas Liverpool, Cumbria and Lancashire is the **5th** most productive

Growth in Liverpool, Cumbria and Lancashire



+59,000 jobs by 2022 in Liverpool, Cumbria and Lancashire

Sectors set to grow

Construction

Wholesale and Retail
Information Technology
Health and Social Work

Where are the most jobs now?



Wholesale and Retail



Health and Social Care



Manufacturing



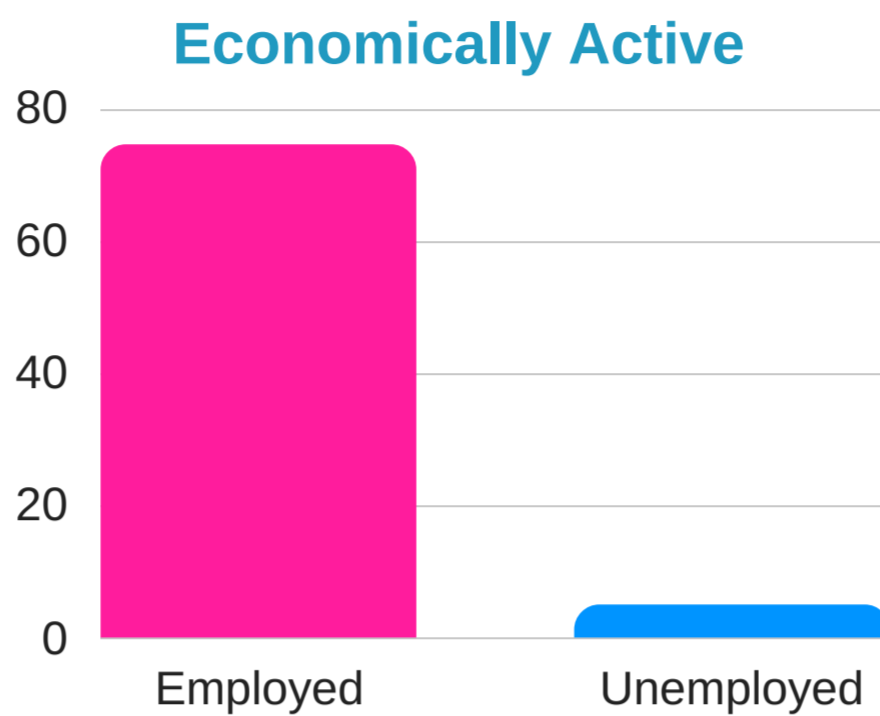
Education

**LMI obtained from the Office for National Statistics and Gov.uk. Last updated April 2018*

London

Employment

74.7% of people in London are employed. Lower than the UK average of **75.1%**.



Unemployment

5% of people in London are unemployed. Higher than the UK average of **4.3%**.



The average income is **£36,010** a year

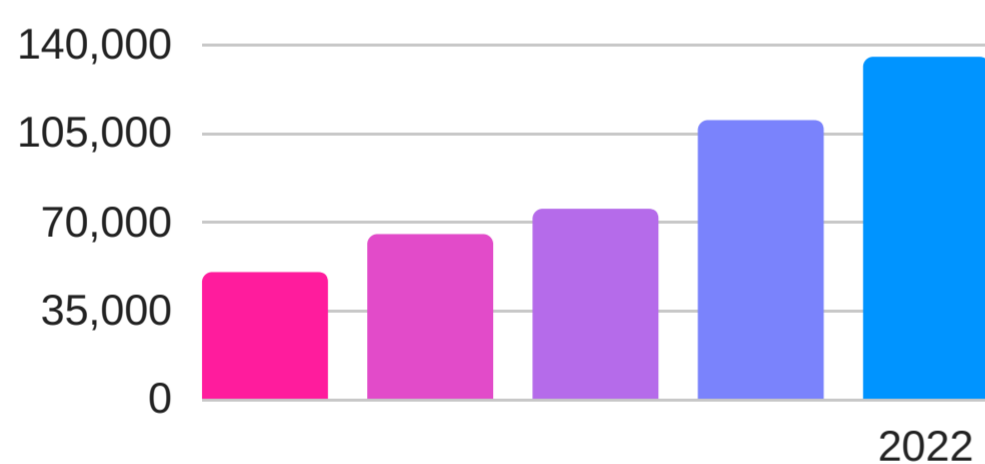


On average people in London work **33.2** hours a week



Out of 12 regional areas London is the **1st most** productive

Growth in London




+135,000
jobs by
2022 in
London

Sectors set to grow

STEM
Skilled Construction
Health and Social Work
Corporate Management

Where are the most jobs now?



Engineering



Construction



**Information
Technology**



**Health and Social
Care**

South East

Employment

79.2% of people in the South East are employed.
Higher than the UK average of **75.3%**.



Unemployment

3.3% of people in the South East are unemployed.
Lower than the UK average of **4.3%**.



The average income is **£28,490** a year

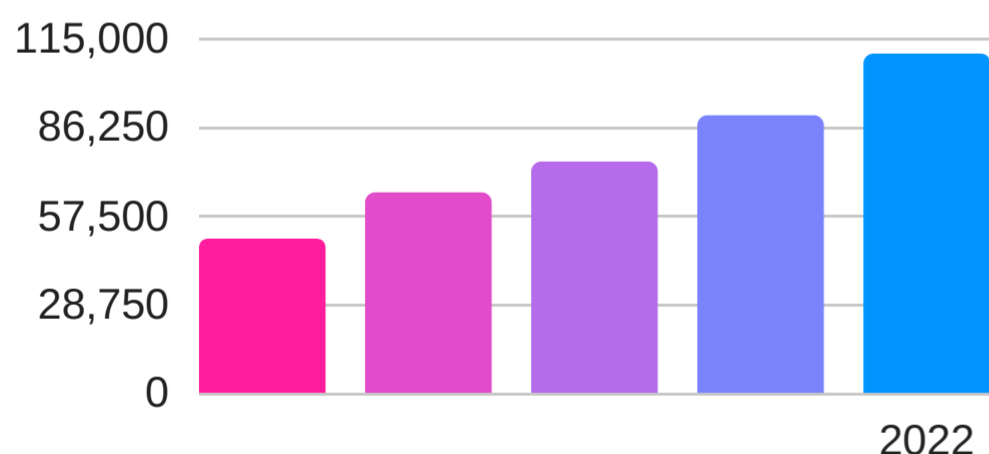


On average people in the South East work **31.8** hours a week



Out of 12 regional areas the South East is the **2nd** most productive

Growth in the South East



+111,000 jobs by 2022 in the South East

Sectors set to grow

STEM

Customer Service
Business & Public Services
Corporate Management

Where are the most jobs now?



Wholesale and Retail



Health and Social Care



Information Technology

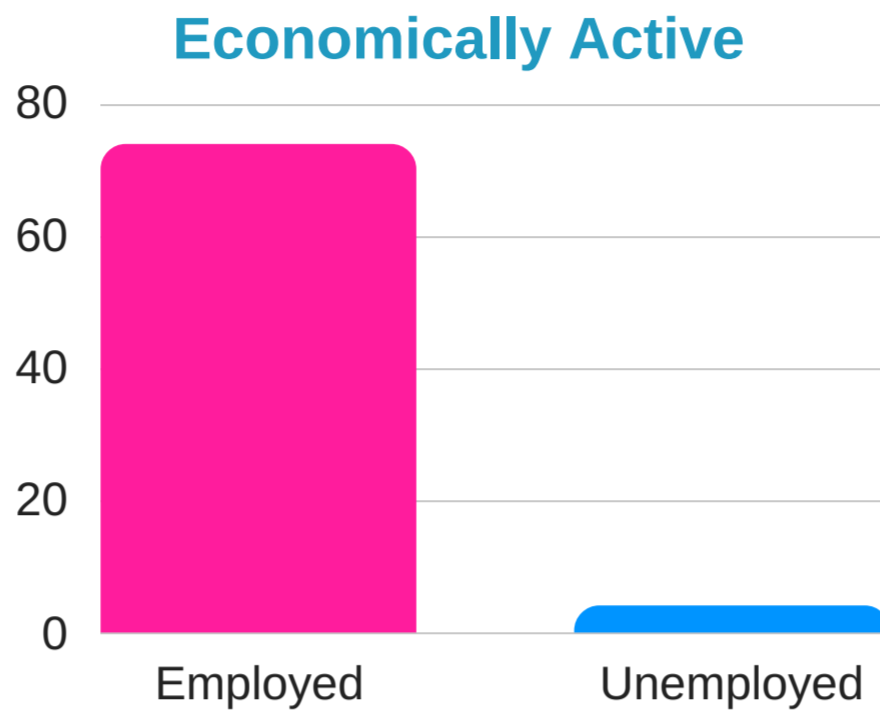


Education

Thames Valley

Employment

79.2% of people in the Thames Valley region are employed. Higher than the UK average of **75.3%**.



Unemployment

3.3% of people in the Thames Valley are unemployed. Lower than the UK average of **4.3%**.



The average income is **£31,447** a year

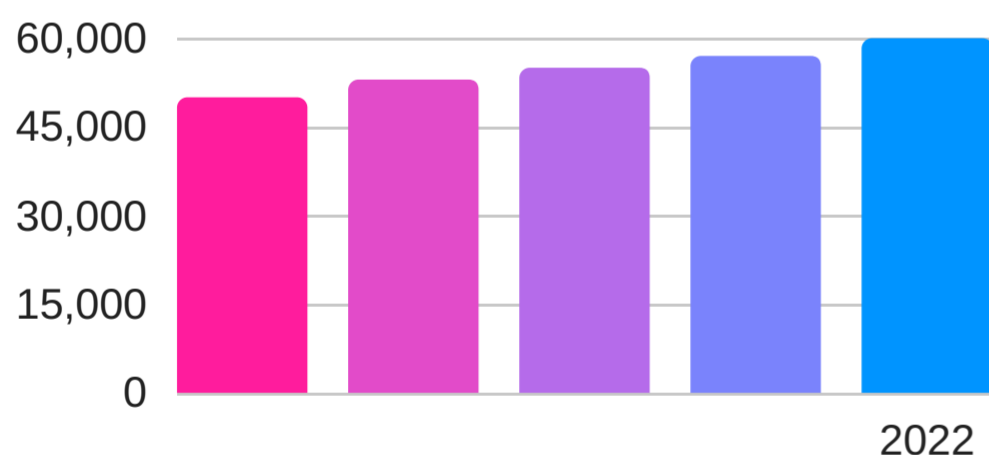


On average people in the Thames Valley region work **31.8** hours a week



Out of 12 regional areas the Thames Valley region is the **2nd** most productive

Growth in the Thames Valley region



+60,000 jobs by 2022 in the Thames Valley region

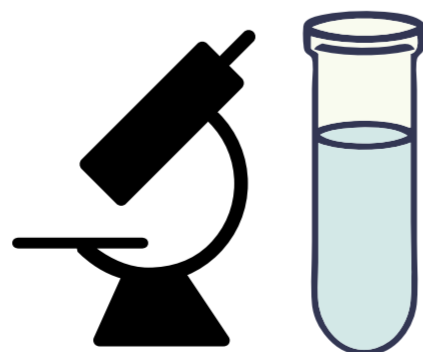
Sectors set to grow

- Construction
- Digital Technology
- Professional Services
- Health and Social Care

Where are the most jobs now?



Information Technology



Science and Technology



Health and Social Care

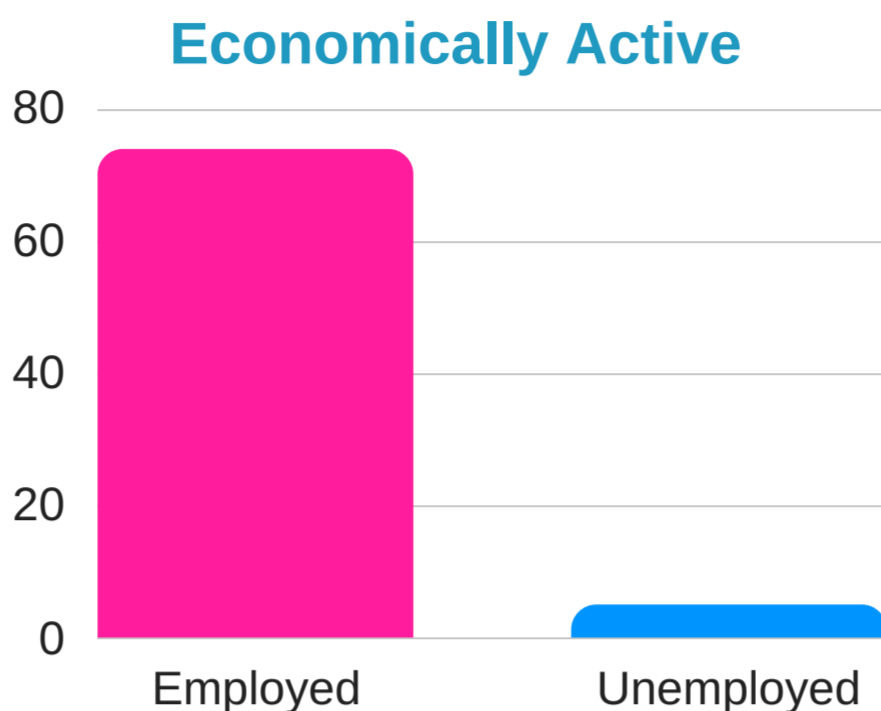


Education

Yorkshire and Humber

Employment

74% of people in Yorkshire and Humber are employed. Lower than the UK average of 75.3%.



Unemployment

5% of people in Yorkshire and Humber are unemployed. Higher than the UK average of 4.3%.



The average income is **£26,104** a year

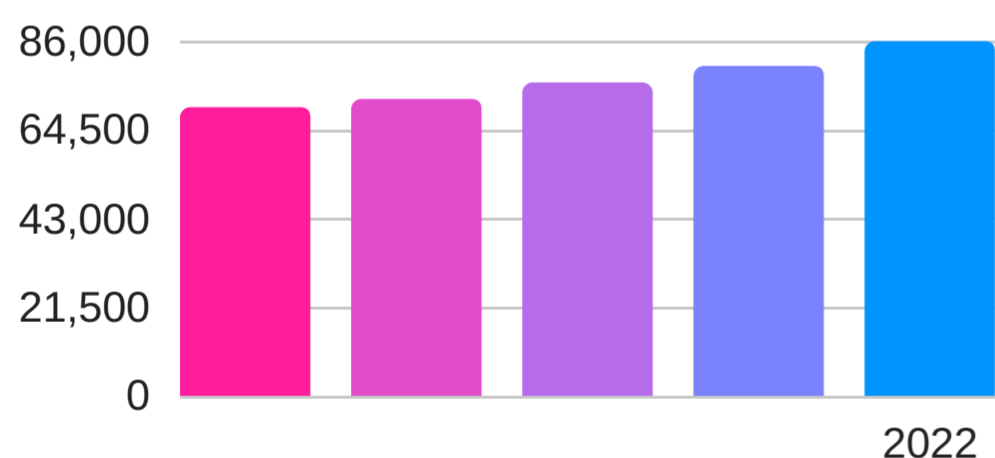


On average people in Yorkshire and Humber work **30.9** hours a week



Out of 12 regional areas Yorkshire and Humber is the **10th** most productive

Growth in Yorkshire and Humber



+86,000 jobs by 2022 in Yorkshire and Humber

Sectors set to grow

- STEM
- Skilled Construction
- Business & Public Services
- Health and Social Work

Where are the most jobs now?



Financial Services



Engineering and Manufacturing



Hospitality and Tourism



Health and Social Care